

Q1 - Write (a-z) in small letter.

Abcdefghijklmnopqrst

Q2 - Write (A-Z) in capital letter.

ABCDEFGHIJKLMNOPQRSTUVWXYZ

Q3 - Write Your Name & Address In sentence case

NAME: RIYA DAS

C/O: SURESH DAS

VILL: ITAHAR

PO: ITAHAR

PS: ITAHAR

DIST: ITAHAR

PIN: 733128

CONTACT: 9064800582

Q4 - It making scale and gaping.

NAME : RIYA DAS

C/O : SURESH DAS

VILL : ITAHAR

PO : ITAHAR

PS : ITAHAR

DIST : ITAHAR

PIN : 733128

CONTACT : 9064800582

Q4 – Copy & Paste Two or more this address.

NAME : RIYA DAS
C/O : SURESH DAS
VILL : ITAHAR
PO : ITAHAR
PS : ITAHAR
DIST : ITAHAR
PIN : 733128
CONTACT : 9064800582

NAME : RIYA DAS
C/O : SURESH DAS
VILL : ITAHAR
PO : ITAHAR
PS : ITAHAR
DIST : ITAHAR
PIN : 733128
CONTACT : 9064800582

NAME : RIYA DAS
C/O : SURESH DAS
VILL : ITAHAR
PO : ITAHAR
PS : ITAHAR
DIST : ITAHAR
PIN : 733128
CONTACT : 9064800582

History of Computers

Before computers were developed people used sticks, stones, and bones as counting tools. As technology advanced and the human mind improved with time more computing devices were developed like Abacus, Napier's Bones, etc.

Abacus

Around 4000 years ago, the Chinese invented the Abacus, and it is believed to be the first computer. The history of computers begins with the birth of the abacus.

Structure

Abacus is basically a wooden rack that has metal rods with beads mounted on them.

Working of abacus

In the abacus, the beads were moved by the abacus operator according to some rules to perform arithmetic calculations. In some countries like China, Russia, and Japan, the abacus is still used by their people.

Napier's Bones

Napier's Bones was a manually operated calculating device and as the name indicates, it was invented by John Napier. In this device, he used 9 different ivory strips (bones) marked with numbers to multiply and divide for calculation. It was also the first machine to use the decimal point system for calculation.

Pascaline

It is also called an Arithmetic Machine or Adding Machine. A French mathematician-philosopher Blaise Pascal invented this between 1642 and 1644. It was the first mechanical and automatic calculator. It is invented by Pascal to help his father, a tax accountant in his work or calculation.

Stepped Reckoner or Leibniz wheel

A German mathematician-philosopher Gottfried Wilhelm Leibniz in 1673 developed this device by improving Pascal's invention to develop this machine. It was basically a digital mechanical calculator, and it was called the stepped reckoner as it was made of fluted drums instead of gears (used in the

Math Function written test

$a^2 + b^2 = c^2$	H_2O
$E = mc^2$	$C_{12}H_{22}O_{11}$

JANUARY

SUN	MON	TUE	WED	THU	FRI	SAT
	01	02	03	04	05	06
07	08	09	10	11	12	13
14	15	16	17	18	19	20
21	22	23	24	25	26	27
28	29	30	31			

FEBRUARY

SUN	MON	TUE	WED	THU	FRI	SAT
				01	02	03
04	05	06	07	08	09	10
11	12	13	14	15	16	17
18	18	19	20	21	22	23
24	24	25	25	27	28	

Working of abacus

In the abacus, the beads were moved by the abacus operator according to some rules to perform arithmetic calculations. In some countries like China, Russia, and Japan, the abacus is still used by their people.

Napier's Bones

Napier's Bones was a manually operated calculating device and as the name indicates, it was invented by John Napier. In this device, he used 9 different ivory strips (bones)

Pascaline

It is also called an Arithmetic Machine or Adding Machine. A French mathematician-philosopher Blaise Pascal invented this between 1642 and 1644. It was the first

Pascaline

It is also called an Arithmetic Machine or Adding Machine. A French mathematician-philosopher Blaise Pascal invented this between 1642 and 1644. It was the first mechanical and automatic calculator. It is invented by Pascal to help his father, a tax It is also called an Arithmetic Machine or Adding Machine. A French mathematician-philosopher Blaise Pascal invented this between 1642 and 1644.

Example:

- Apples
- Bananas
- Oranges
- Grapes




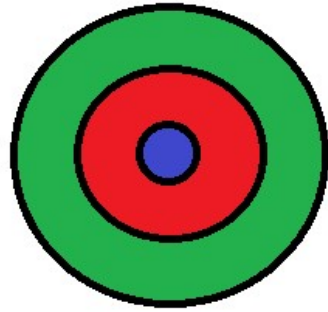
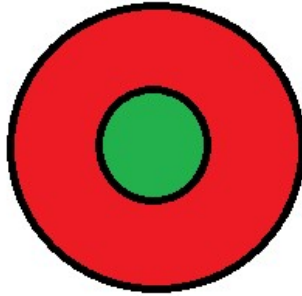

Example:

1. First step
2. Second step
3. Third step
4. Fourth step

CHAPTER NAME : Wordpad
EDITING GROUP



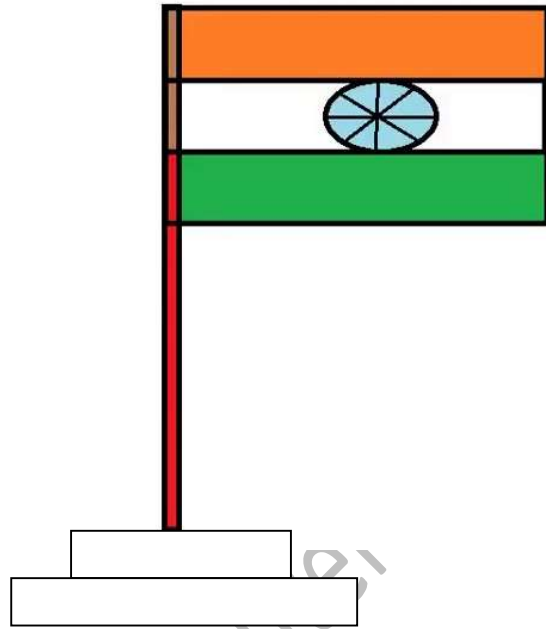
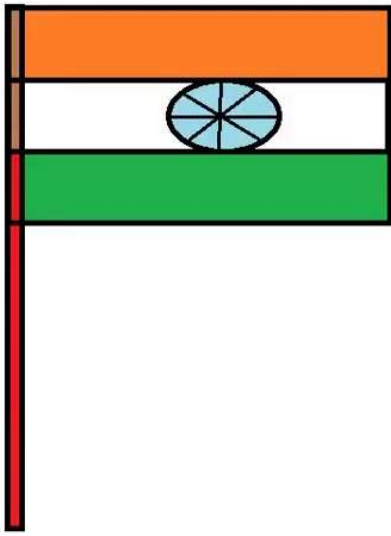
Sl	Name	Result
01	Suresh	Pass
02	Akbar	Fail
03	Radha	Pass
04	Santosh	Pass
05	Rohit	Fail
06	Riya	Pass
07	Puja	Fail
08	Priti	Fail
09	Priyanka	Pass
10	Radhika	Fail

CHAPTER NAME : Paint
Shape

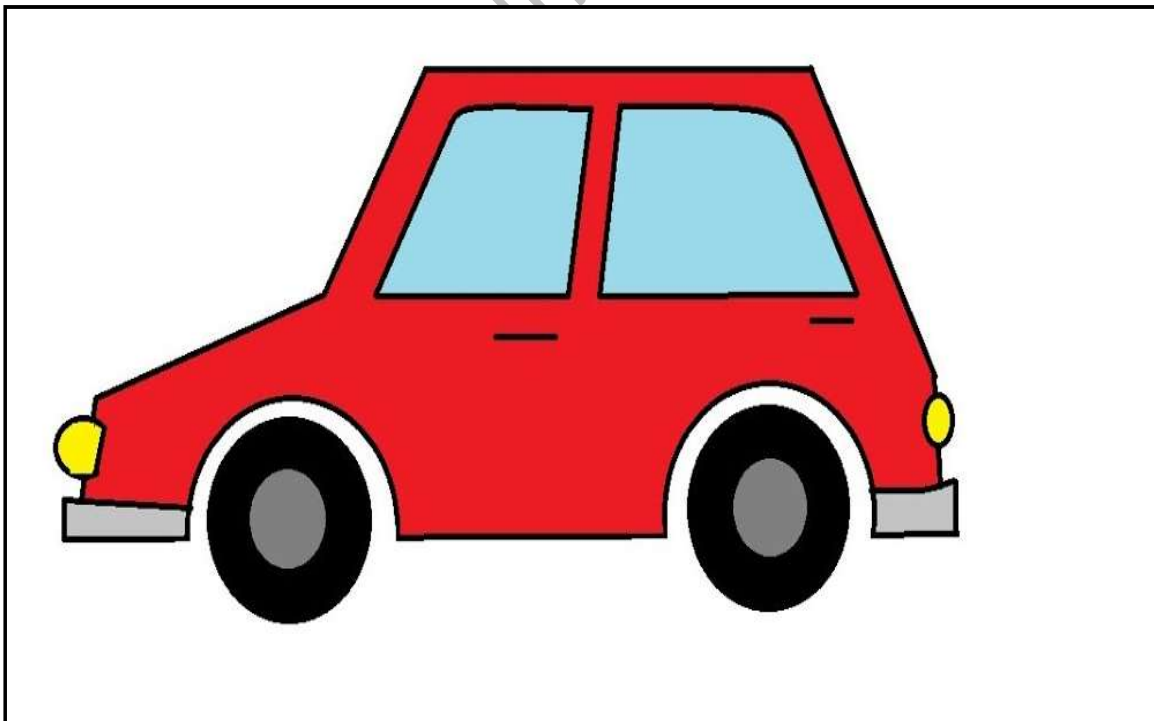




Itahar City Youth

CHAPTER NAME : Paint
Shape













$$\begin{array}{r} 56789 \\ + 87665 \\ \hline \end{array}$$

$$\begin{array}{r} 56789 \\ + 87665 \\ \hline \end{array}$$

$$\begin{array}{r} 56789 \\ + 87665 \\ \hline \end{array}$$

$$\begin{array}{r} 56789 \\ + 87665 \\ \hline \end{array}$$

$$\begin{array}{r} 56789 \\ + 87665 \\ \hline \end{array}$$

$$\begin{array}{r} 56789 \\ + 87665 \\ \hline \end{array}$$

$$\begin{array}{r} 56789 \\ + 87665 \\ \hline \end{array}$$

$$\begin{array}{r} 56789 \\ + 87665 \\ \hline \end{array}$$

BIO DATA

Name : _____

Mobile : _____

Email id : _____

Father's Name : _____

Gender : _____

Date of Birth : _____

Marital Status : _____

Religion : _____

Languages Known : _____

Qualification : _____

Experience : _____

Address : _____

Place : _____

Date : _____

Signature

**To
The Bank Manager,
State Bank of India (Bank Name)
Mogappair West (Branch Address)
Chennai – 600029**

Date: DD/MM/YYYY

Subject – Bank Statement Request Application

Respected Sir,

We are maintaining a current account in your esteemed bank. The Account Number is 45999** (Replace your account No.). We have this account for our company purpose. We have been operating this account for the last 15 years.**

We need bank account statements from 25.07.2020 to till date (mention your date) to ensure financial records. Therefore kindly consider this application and arrange the process for issuing our current bank account statement. We are expecting a favorable response from you.

Thanking You

**Yours Faithfully,
Signature
Name**

- | | |
|-------------|------------|
| 1. Video | • Cover |
| 2. Powerful | • Page |
| 3. Online | • Text box |
| 4. Keywords | • Designs |

- | | |
|-----------------|-------------|
| a. Search | ➤ Example |
| b. Best | ➤ Sidebar |
| c. Documents | ➤ Elements |
| d. Professional | ➤ Galleries |

- i) Product
- ii) Word
- iii) Header
- iv) Footer

- COMPUTER DEVICE

- 1) INPUT DEVICE

- a) MOUSE
 - i. WIRE
 - ii. WIRELESS
- b) KEYBOARD
 - i. WIRE
 - ii. WIRELESS
- c) MICROPHONE

- 2) OUTPUT DEVICE

- a) MONITOR
 - i. LED
 - ii. LCD
- b) SPEAKER

- 3) PROCESSING DEVICE

On the Insert tab, the galleries include items that are designed to coordinate with the overall look of your document. You can use these galleries to insert tables, headers, footers, lists, cover pages, and other document building blocks. When you create pictures, charts, or diagrams, they also coordinate with your current document look.

On the Insert tab, the galleries include items that are designed to coordinate with the overall look of your document. You can use these galleries to insert tables, headers, footers, lists, cover pages, and other document building blocks. When you create pictures, charts, or diagrams, they also coordinate with your current document look.

On the Insert tab, the galleries include items that are designed to coordinate with the overall look of your document. You can use these galleries to insert tables, headers, footers, lists, cover pages, and other document building blocks. When you create pictures, charts, or diagrams, they also coordinate with your current document look.

On the Insert tab, the galleries include items that are designed to coordinate with the overall look of your document. You can use these galleries to insert tables, headers, footers, lists, cover pages, and other document building blocks. When you create pictures, charts, or diagrams, they also coordinate with your current document look.

On the Insert tab, the galleries include items that are designed to coordinate with the overall look of your document. You can use these galleries to insert tables, headers, footers, lists, cover pages, and other document building blocks. When you create pictures, charts, or diagrams, they also coordinate with your current document look.

COMPUTER DEVICE

On the Insert tab, the galleries include items that are designed to coordinate with the overall look of your document. You can use these galleries to insert tables, headers, footers, lists, cover

INPUT DEVICE

On the Insert tab, the galleries include items that are designed to coordinate with the overall look of your document. You can use these galleries to insert tables, headers, footers, lists, cover

On the Insert tab, the galleries include items that are designed to coordinate with the overall look of your document. You can use these galleries to insert tables, headers, footers, lists, cover

EXAMPLES

- MOUSE
 - KEYBOARD
 - MICROPHONE
-

OUTPUT DEVICE

On the Insert tab, the galleries include items that are designed to coordinate with the overall look of your document. You can use these galleries to insert tables, headers, footers, lists, cover

On the Insert tab, the galleries include items that are designed to coordinate with the overall look of your document. You can use these galleries to insert tables, headers, footers, lists, cover

EXAMPLES

- MONITOR
 - SPEAKER
 - PRINTER
-

BIO-DATA

PERSONAL INFORMATION

Position Applied for : _____
 Name : _____
 Mobile No : _____
 Email ID : _____
 Date of Birth : _____
 Gender : _____
 Height : _____
 Weight : _____
 Father's name : _____
 Nationality : _____
 Religion : _____
 Marital Status : _____
 Hobbies : _____
 Languages Known : _____
 Address : _____

EDUCATIONAL BACKGROUND

	Institution	Year of Pass	GPA/Percentage
Elementary	: _____	_____	_____
High School	: _____	_____	_____
College	: _____	_____	_____
Degree	: _____	_____	_____

WORK EXPERIENCE

	Company Name	Job Title	Work Period
1.	_____	_____	_____
2.	_____	_____	_____

Declaration: I hereby declare that all the above information is true to the best of my knowledge and belief.

Place : _____
 Date : _____

Signature

CHAPTER NAME : MS WORD – INSERT - TABLE

NAME	ADDRESS	MOBILE NO.	EMAIL
RIYA	RAIGANJ	9988998899	RIYADIGHH@GMAIL.COM
PRIYA	MALDA	9999999999	RIYADIGHH@GMAIL.COM
SUMIT	KOLKATA	9999999999	RIYADIGHH@GMAIL.COM

Name	Age	Grade	Subject
John Doe	15	A	Mathematics
Jane Smith	16	B	English
Mike Brown	14	A-	Science
Lucy Gray	15	B+	History

How to Make Automatic Marksheet

Whitney High School

Class:	IX	Session:	2019-20
Roll:		Date of Birth	
Name :		Father's Name	

Subjects	Total Marks	Passing Marks	Marks Obtained	Grade
English	100	35		
Math	100	35		
Physics	100	35		
Chemistry	100	35		
Biology	100	35		

Total Marks :		Obtained Marks:	
Passing Marks:		Percentage:	
Result:		Grade:	

Itahar C

CASE / CREDIT BILL				Mobile :	
YOUR COMPANY NAME ADDRESS					
Mis. : _____ _____ _____				No : Date :	
S.No.	Particulars	Qty	Rate	Amount	
				Rs.	Ps.
E. & O.E		Total			
<div style="display: flex; justify-content: space-between;"> THANK YOU For Your Company Name </div> <div style="display: flex; justify-content: space-between; margin-top: 20px;"> Goods Once Sold Will not Be Taken Back Proprietor </div>					

Company Name

NO - 00, ABC Road, ABC PURAM, Chennai, Tamil Nadu. PIN: 600000

Tel: +91 1234567890

GSTIN: 33AAA0000A1Z5

Tax Invoice

[illegible]

TREE



Trees are very important, valuable and necessary to our existence as they have furnished us with two important life essentials; food and oxygen. Apart from basically keeping us alive, there are many other little and big benefits we get from trees. So, trees are vital resources for the survival of all living beings. Therefore, Governments world over and many Organizations are taking steps to prevent deforestation



and to tell the benefits of [planting trees](#). Let us go through h some important points about the Importance of trees for the existence of human life. Trees intakes Carbon dioxide from air and breathe out fresh oxygen for our life support. This cycle is made by nature to sustain other living beings. Further, the Carbon dioxide


breathed. Trees intakes Carbon dioxide from air and breathe out fresh oxygen for our life support. This cycle is made by nature to sustain other living beings. Further, the Carbon dioxide breathed in by the trees is one of the greenhouse gases. This and other greenhouse gases, when released into the atmosphere form a layer and trap the heat from the sun. They result in an increase in the atmospheric.




Different styles of picture



Computer Image of clipboard



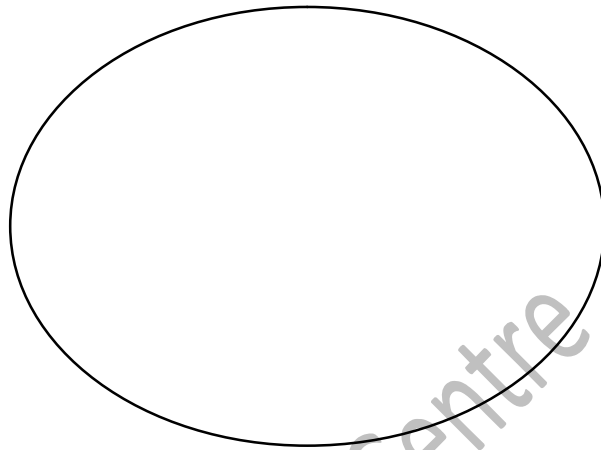

Tree Image



River Photo




BASIC SHAPE



SHAPE FILL



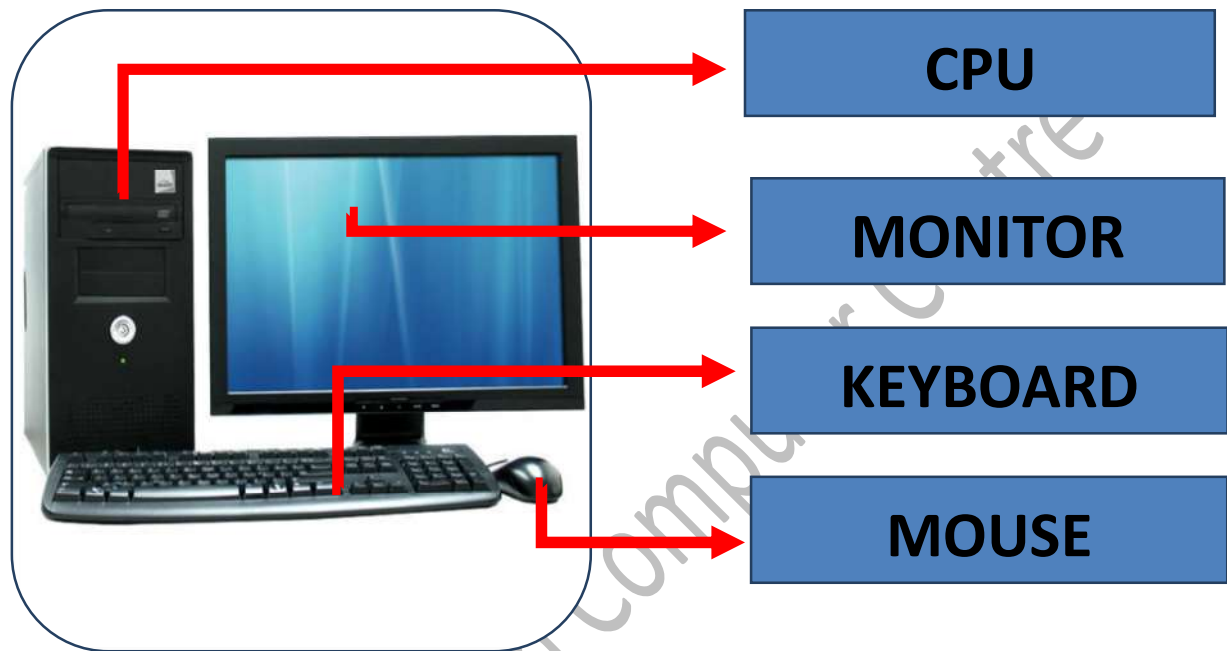
SHAPE OUTLINE



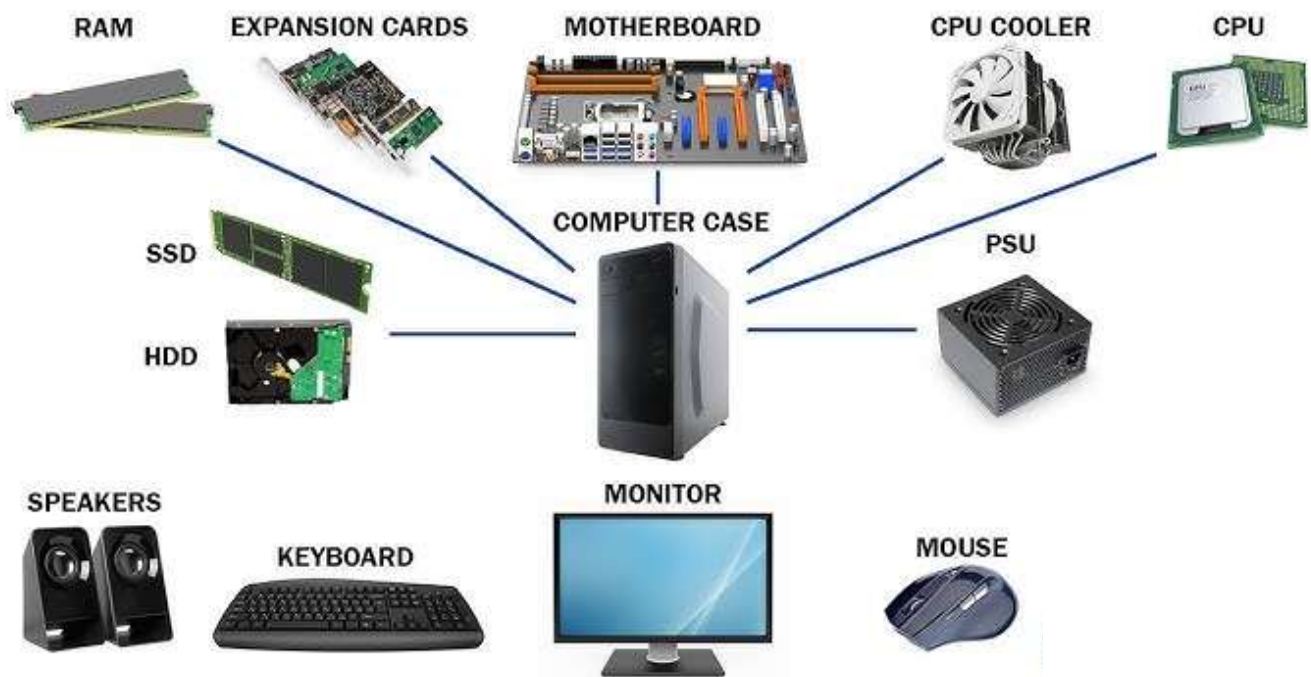
TEXT IN SHAPE

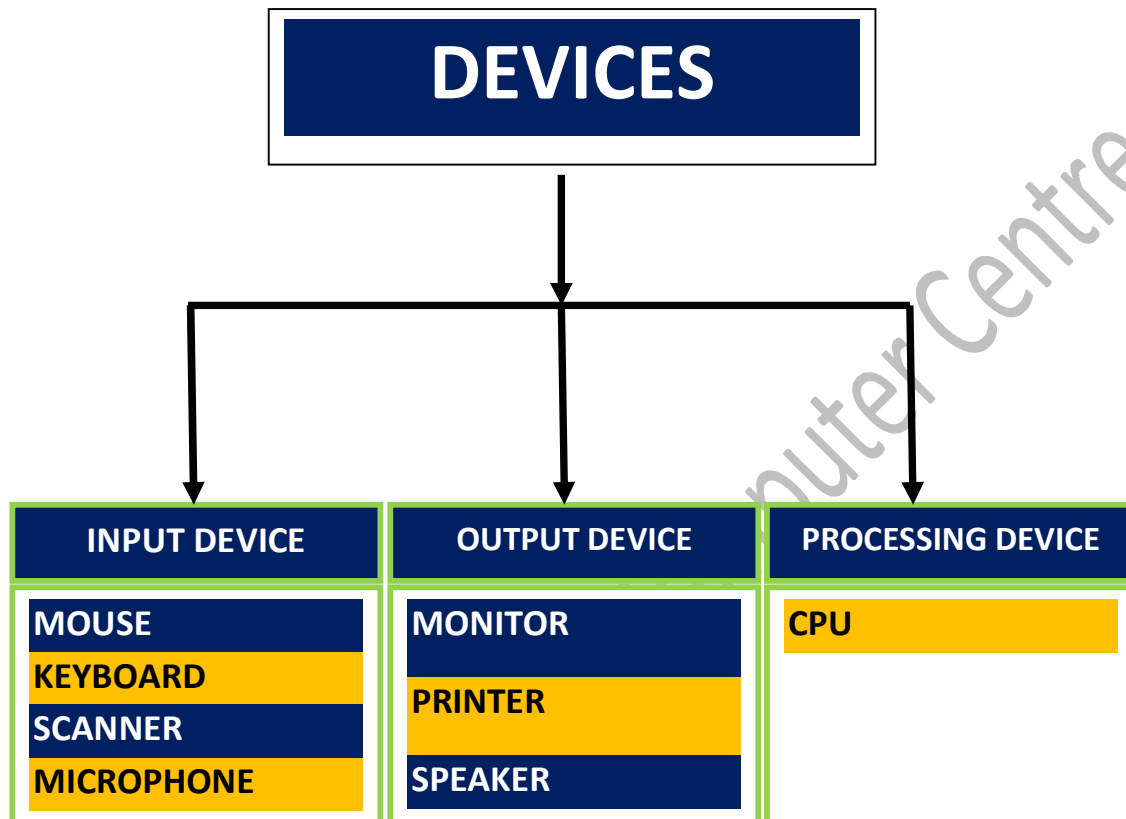
**ITAHAR CITY YOUTH
COMPUTER CENTRE**

TEXT IN SHAPE



PARTS OF A COMPUTER





ABC Marketing Pvt. Ltd.

All Staff Bio data Link view of Our Company M/S ABC Marketing Pvt. Ltd.			
SL	Staff Name	Designation	Bio Data Link to view
01	Mr. Rahul Islam	CEO MD	Click Here to view Bio data
02	Mr.Rohit Das	Manager	Click Here to view Bio data
03	Mrs. Shreya	Accountant	Click Here to view Bio data
04	Mrs.Laboni	Sales Head	Click Here to view Bio data
05	Mrs.Kamini	HR	Click Here to view Bio data
06	Mr.RihanDey	Pion	Click Here to view Bio data
07	Mr.DiptakAdhikari	Clerk	Click Here to view Bio data
08			
09			
10			



Itahar City Youth Computer Centre





PROJECT



NAME :

COURSE :

REGD NO. :

SEASON :



LAHUCHAR, PO- BARAGRAM, PS- HARIRAMPUR, DIST- DAKSHIN DINAJPUR, PIN- 733125

PROJECT



NAME :

CLASS : ROLL NO. :

SUBJECT :

REGD. NO. :

What is a laptop?

A laptop, sometimes called a [notebook computer](#) by manufacturers, is a battery- or AC-powered personal computer ([PC](#)) smaller than a briefcase. A laptop can be easily transported and used in temporary spaces such as on airplanes, in libraries, temporary offices and at meetings.

A laptop can be turned into a desktop computer with a docking station, which is a hardware frame that supplies connections for peripheral [input/output](#) devices such as a monitor, keyboard and printer.

Types of laptops

Differences in these core components are what distinguish laptop computers. Some core characteristics of laptops are the following:

- **Size.** One of the key points of a laptop is portability. Smaller laptops are lightweight and easier to carry. A bigger laptop offers a bigger screen size.
- **Screen resolution.** Higher [resolution](#) liquid crystal display or LCD screens display sharper graphics and increase the usable viewing area. High pixel density displays are becoming increasingly popular.
- **Processing power.** Laptop [processors](#) have two, four or eight cores and, because of that, vary in performance.
- **Memory.** Typically, laptop random access memory ([RAM](#)) is 4, 8 or 16 GB. The most common RAM is 8 GB, and memory is often soldered to the motherboard.
- **Input.** Laptops often have a built-in microphone, video camera and various input ports, such as Lightning, HDMI and USB ports. Some companies have gradually reduced the number of ports on the laptop body. Laptops use several different approaches for integrating a [mouse](#) into the keyboard, including touch pads, [trackballs](#) and pointing sticks.
- **Durability.** Laptops vary in durability; some are designed for use in rugged conditions.

What is a laptop?

A laptop, sometimes called a [notebook computer](#) by manufacturers, is a battery- or AC-powered personal computer ([PC](#)) smaller than a briefcase. A laptop can be easily transported and used in temporary spaces such as on airplanes, in libraries, temporary offices and at meetings.

A laptop can be turned into a desktop computer with a docking station, which is a hardware frame that supplies connections for peripheral [input/output](#) devices such as a monitor, keyboard and printer.

Types of laptops

Differences in these core components are what distinguish laptop computers. Some core characteristics of laptops are the following:

- **Size.** One of the key points of a laptop is portability. Smaller laptops are lightweight and easier to carry. A bigger laptop offers a bigger screen size.
- **Screen resolution.** Higher [resolution](#) liquid crystal display or LCD screens display sharper graphics and increase the usable viewing area. High pixel density displays are becoming increasingly popular.
- **Processing power.** Laptop [processors](#) have two, four or eight cores and, because of that, vary in performance.
- **Memory.** Typically, laptop random access memory ([RAM](#)) is 4, 8 or 16 GB. The most common RAM is 8 GB, and memory is often soldered to the motherboard.
- **Input.** Laptops often have a built-in microphone, video camera and various input ports, such as Lightning, HDMI and USB ports. Some companies have gradually reduced the number of ports on the laptop body. Laptops use several different approaches for integrating a [mouse](#) into the keyboard, including touch pads, [trackballs](#) and pointing sticks.
- **Durability.** Laptops vary in durability; some are designed for use in rugged conditions.

Assignments of Computer Fundamental

First Author^{1*}, Second Author² and Third Author³ 1 Affiliation and Name of Institute for
First Author

2. Affiliation and Name of Institute for Second Author 3. Affiliation and Name of Institute
for Third Author

Index Terms - About **four**, placed in **alphabetical** order, key words or phrases that are separated by commas (e.g., Camera-ready, FIE format, Preparation of papers, Two-column format). Italic for the label “Index Terms”; otherwise, regular font.

PAGE LAYOUT

These instructions serve as a template for Microsoft *Word* (Office 2013 used), and give you the basic guidelines for preparing camera-ready papers. Please follow the instructions provided in these guidelines carefully to ensure legibility and uniformity. The guidelines are designed to reduce the amount of white space and maximize the amount of text that can be placed on one page. **Please do not use LaTeX.**

Follow these instructions to help you use this template more easily. When you use this file, select “Print Layout” from the “View” menu (View | Print Layout), which will allow you to see the two-column format. You may then type over sections by using the cut and paste commands listed under the Edit menu (Edit | Paste) into this document and/or by using the markup styles. Finally, enable “Show” (paragraph mark icon) so you can see the various formatting features. **We suggest you use this document as your guide and simply cut and paste your text over the material in this document. If you MUST use Google docs, focus on your content and when that’s set, cut and paste it into this template.**

OVERALL FORMAT SPECIFICATIONS

All papers must use the following layout:

- 8 1/2” x 11” paper size
- Portrait Orientation
- Two-column format for the body of the document
- Top margin: 0.75”
- Bottom margin: 1.0”
- Left and right margins: 0.75”
- Spacing between columns: 0.20”
- Column width: 3.4”
- Indents - first paragraph of section - none
- Indents - all other paragraphs - .25”
- Header and Footers 0.5 inches

Set all these values using the “FILE” Menu. Select the Page Setup – Margins tab option and click on portrait orientation option. The above margin dimensions can then be inserted into the Page Setup Window. Now select the Paper tab and click on the paper size and select the letter paper size. Next, select the Page Setup – Layout tab and set the Header and Footer to 0.5 inches. To set the column width, click anywhere in the document within the two column format, then Select the Columns for the Format menu. Click on the Equal Column Width and set the spacing. Make sure you also apply these changes to “This Section.”

When formatting your document, make consistent use of punctuation marks and spelling. Either American or British formatting is acceptable, but it must be consistent, not a mix. For example,

- Putting all commas and periods either inside (American) or outside (British) of quotation marks
- Use of single/double quotes, e.g. 'service center' (British) rather than “service center” (American).
- Spellings such as grey and disc (British) vs. gray and disk (American).

How is a laptop different from a desktop?

Because laptops are designed for portability, there are some important differences between them and desktop computers. A laptop has an **all-in-one design**, with a built-in **monitor, keyboard, touchpad** (which replaces the mouse), and **speakers**. This means it is fully functional, even when no peripherals are connected. A laptop is also quicker to set up, and there are fewer cables to get in the way.



You'll also have to the option to connect a regular mouse, larger monitor, and other peripherals. This basically **turns your laptop into a desktop computer**, with one main difference: You can easily disconnect the peripherals and take the laptop with you wherever you go.

Here are the main differences you can expect with a laptop.

- **Touchpad:** A touchpad—also called a **trackpad**—is a touch-sensitive pad that lets you control the pointer by making a drawing motion with your finger.
- **Battery:** Every laptop has a battery, which allows you to use the laptop when it's not plugged in. Whenever you plug in the laptop, the battery **recharges**. Another benefit of having a battery is that it can provide **backup power** to the laptop if the power goes out.

SL	NAME	FATHER NAME	MOTHER NAME	VILLAGE	PO	PS	DIST	PIN	STATE

Itahar City Youth Computer

	
ESTD - 2024	
ITAHAR, PORSHA, (OPP. OF POLYTECHNIC COLLEGE), ITAHAR UTTAR DINAJPUR, W.B. 733128,	
PROJECT	
	
NAME	:
COURSE	:
REGD NO.	:
SEASON	:
Signature of Applicant	Signature of Teacher



CERTIFICATE OF ACHIVEMENT

THIS CERTIFICATE IS PROUDLY PRESENTED TO

Suhana Sharma

.....
Lorem Ipsum is simply dummy text of the printing and typesetting industry. Lorem Ipsum
has been the industry's standard dummy text ever since the 1500s, when an unknown

25.03.2023

Issuing date



.....
Amelia Stone
Coordinate Director

.....
Jhon Doe
Chairman Of the Board



Itahar City Youth Computer Centre

Registration Enquiry Form

First Name :

Last Name :

Father Name :

Address :

Contact No. :

Whatsapp No. :

Referred By :

Course :

Diploma ☐ Tally ☐ Photoshop ☐

Duration :

Adhaar No. :

--	--	--	--	--	--	--	--	--	--	--	--	--	--	--

.....
Signature of Applicant

.....
Official Sign with Seal

সানরাইজ হেলথ কেয়ার সেন্টারের পশ্চিমের কাছে ঘেরা বারান্দা থেকে সূর্যাস্ত দেখা যায়। বিশাল দিগন্ত জুড়ে লাল আভা স্নান হতে হতে দূরের গাছপালার আড়ালে হারিয়ে যাওয়ার আগে ‘সানরাইজ’-এর বাগানে, গাড়ির পার্কিং লটে সারি সারি আলো জ্বলে ওঠে। চারতলা বাড়িটায় শিফট বদলের সময় হঠাৎ ব্যস্ততা বেড়ে যায়। শেষ হয় অপালার একটি কর্মক্লান্ত দিন। (deshantorer swajan)

আজ নিচে নামার জন্য এলিভেটরের কাছাকাছি যেতে রাতের শিফট-এর নার্স মেলিসার ফোন এল— তুমি কি এখনও নার্সেস স্টেশনে আছো?

অপালা উত্তর দিল— না। নিচে যাচ্ছি। কেন? ইজ দেয়ার এনি প্রবলেম?

— নট অ্যাট অল। দু’শো দশের পেশেন্ট বলছে, তোমার নাকি ওকে বই দেওয়ার কথা ছিল। রাতে স্লিপ মেডিকেশন নেওয়ার আগে বই পড়বে। কিন্তু আমি তো কোনও বই দেখতে পাচ্ছি না।

এলিভেটরের ভেতর থেকে অপালা জানিয়ে দিল— বলে দাও কাল ম্যাগাজিন নিয়ে আসব। ওকে, বাই।

আরও পড়ুন: গল্প: জীবন সঙ্গী

গাড়িতে উঠে বাড়ি ফেরার পথে অপালা ভাবছিল, অভিজিৎ হয়তো আরও দু-চারবার ওর খোঁজ করবেন। কাল সকাল থেকে আবার ডাকাডাকি শুরু হবে। কিছু অবান্তর কথা বলবেন। অথচ ডিমেনশিয়ার সূত্রপাত নয়। বয়সও তেমন বেশি হয়নি। শুধু ক্যানসার সার্জারির পর থেকে পিঠের ব্যথায় প্রায় শয্যাশায়ী হয়ে আছেন। হয়তো দীর্ঘদিন এখানেই থাকতে হবে। নার্স হিসেবে অপালার দায়িত্ব এই সব লং টার্ম কেয়ারের অসুস্থ মানুষদের দেখাশোনা করা। কিন্তু বিশেষ একজন রোগিকে যখন তখন সঙ্গ দেওয়া তো সম্ভব নয়। ভারতীয় নার্স বলে ভারতীয় রোগিকে বেশি সময় দেবে, ওয়ার্কিং আওয়ারে প্রচণ্ড ব্যস্ততার মধ্যে সে সুযোগ কোথায়? প্রফেশনাল এথিক্স অনুযায়ী সকলের প্রতিই তার সমান দায়িত্ব। অনেক বছর ধরে এই চাকরি করতে করতে অপালা বুঝেছে, ধৈর্য আর সহনুভূতির পাশাপাশি এক ধরনের ডিট্যাচমেন্টও এসে যায়। তবু, দু’শো দশ মানেই তো শুধু একটা ঘরের নম্বর নয়। সেখানে একজন চেনা মানুষ অসুস্থ অবস্থায় আছেন। অপালা যতটুকু পারে সাহায্য করে। কিন্তু অভিজিৎকেও একটু বোঝা দরকার। কত লোক বছরের পর বছর লং টার্ম কেয়ারে থাকে। কখনও বার্ধক্যের জন্যে, কখনও আত্মীয়স্বজনের অভাবে চিকিৎসা আর সেবায়ত্নের জন্যে এখানে চলে আসতে বাধ্য হয়। ছেলেমেয়ে থাকলেও বা কি! তাদের চাকরি, সংসার ফেলে রেখে বারোমাস অসুস্থ বাবা-মা’র পাশে থাকা সম্ভব নয়। তবু যারা এখানে পাঠায় না, তারা বাড়িতে হোম হেলথ কেয়ারের নার্স, নার্সেস এইড রেখে দেখাশোনার ব্যবস্থা করে। কিন্তু অভিজিৎকে দায়িত্ব কে নেবে? অপালা ভেবে পায় না, ওঁর ভবিষ্যৎ জীবনে আর কী অল্টারনেটিভ থাকতে পারে? উনি কেন বাস্তব অবস্থাটা বুঝতে চাইছেন না?

বাড়ি ফিরে স্নান সেরে বেরিয়ে অপালা শুনতে পেল মৈনাক ফোনে কথা বলছে। নিচে এসে রান্নাঘরে দুজনের চা তৈরি করতে করতে কানে এল— তোমরা কখন আসতে পারবে বলে মনে হয়? একটু ধরো, আমি অপালাকে ফোনটা দিচ্ছি। ও ঠিকমতো বলতে পারবে।

ঐশ্বল জিল্ল ঐনা

চিক্কন ঐগ্ন যদি

হাজ্জ ঐব্বট

ঐডিড আটা আবৃতি

min·ing ['মাইনিঙ্] *n* খনি থেকে খনিজ ইত্যাদি আহরণ; খনিবিদ্যা; খনি-খনন: a ¹~ engineer, খনি-প্রকৌশলী; the ¹~ industry, খনি-শিল্প; open-cast ~, যান্ত্রিক কোদাল ইত্যাদির সাহায্যে ভূপৃষ্ঠের নিকটবর্তী কয়লা প্রভৃতি আহরণ; ভূপৃষ্ঠবর্তী খনন।

আছে যত পুরনো
স্মৃতি ফেলে রাখো
পাশে, পুরানো সব
কষ্টগুলি ভুলে যাও,
নতুন বছরের শুভেচ্ছা
জানাই তোমায়,
তোমার এবং তোমার
পরিবারের সকলকে
জানাই শুভ নববর্ষের
প্রীতি, শুভেচ্ছা ও
অভিনন্দন।



AUTO RANGE					
SL NO	DAY	MONTHS	TABLE		
1	SUNDAY	JANUARY	2	4	9
2	MONDAY	FEBRUARY	4	8	18
3	TUESDAY	MARCH	6	12	27
4	WEDNESDAY	APRIL	8	16	36
5	THURSDAY	MAY	10	20	45
6	FRIDAY	JUNE	12	24	54
7	SATURDAY	JULY	14	28	63
8		AUGUST	16	32	72
9		SEPTEMBER	18	36	81
10		OCTOBER	20	40	90
11		NOVEMBER			
12		DECEMBER			
13					
14					
15					

ITAHAR HIGH SCHOOL (H.S)					
RESULT SHEET					
SL	NAME	BEN	ENG	MATH	TOTAL
1	ABU	25	56	25	106
2	SAM	52	26	56	134
3	JITU	12	21	33	66
4	RAHUL	23	23	66	112
5	SIMA	32	21	42	95
6	RIYA	52	21	22	95
7	PRIYA	52	52	80	184
8	SUMIT	63	23	90	176
9	GOPAL	12	21	21	54
10	DIP	23	23	30	76

ITAHAR HIGH SCHOOL (H.S)				
MARKSHEET				
NAME		PRIYA SHARMA		
CLASS		XII		
ROLL		89		
SEC		A		
SL	SUBJECT	WRITTEN	ORAL	TOTAL
001	BENGALI	55	20	75
002	ENGLISH	65	15	80
003	MATH	44	20	64
004	BIOLOGY	70	20	90
005	PHUSICS	70	10	80
TOTAL MARKS				389

EARNIG	550
EXPENCE	200
BALANCE	350

INCOME	RS	EXPENCE	RS
SALLARY	25000	TV BUY	5000
GIFT	5000	PHONE BUY	3500
CASHBACK	2000	LAPTOP BUY	15000
BONUS	4000	LUNCH	250
TOTAL INCOME	36000	TOTAL EXPENCE	23750
AVAILABLE BALANCE :		12250	

TABLE		
3	1	3
3	2	6
3	3	9
3	4	12
3	5	15
3	6	18
3	7	21
3	8	24
3	9	27
3	10	30

CASH COUNT		
RUPEES	NOTES	TOTAL
10	2	20
20	3	60
50	4	200
100	5	500
200	6	1200
500	7	3500
TOTAL		5480

CHAPTER NAME : MS EXCEL –

PETROL PUM CALCULATOR			
	AMOUNT PAID	RATE / LTR	PETROL WILL DISPETCH
	110	105.20	1.046

CHAPTER NAME : MS EXCEL –

ENTER NO. OF TABLE 2

TABLE									
2	2	2	2	2	2	2	2	2	2
1	2	3	4	5	6	7	8	9	10
2	4	6	8	10	12	14	16	18	20

A	B	C
ICYCC COMPUTER	ICYCC COMPUTER	ICYCC
ICYCC COMPUTER	ICYCC COMUTER	ICYCC
ICYCC COMPUTER	ICYCC COMPUTER	ICYCC

CHAPTER NAME : MS EXCEL –

Roll No	Student Name	Hindi	English	Math	Total	Average
1	RAM	74	50	65	189	63.00
2	ASHOK	32	14	63	109	36.33
3	MANOJ	63	76	66	205	68.33
4	RAJESH	59	55	70	184	61.33
5	RANJANA	59	79	49	187	62.33
6	POOJA	89	11	52	152	50.67
7	MAHESH	45	22	84	151	50.33
8	ASHUTOSH	90	48	17	155	51.67
9	ANIL	26	22	44	92	30.67
10	PREM	24	41	83	148	49.33
11	SREYA	24	82	90	196	65.33
12	PRIYA	15	30	90	135	45.00
13	SIMRAN	70	82	63	215	71.67
14	SURAJ	90	58	77	225	75.00
15	PRIYANKA	68	71	14	153	51.00
16	LILI	32	33	91	156	52.00
17	LIMA	96	98	58	252	84.00
18	SARUKH	48	94	48	190	63.33
19	KRISHNA	43	86	20	149	49.67
20	BEAUTY	47	97	25	169	56.33

CHAPTER NAME : MS EXCEL –

Math	Physics	Chemistry	Total	Average	MAXIMUM NO	MINIMUM NO
65	53	13	255	51	74	13
63	52	34	195	39	63	14
66	73	12	290	58	76	12
70	20	58	262	52.4	70	20
49	46	54	287	57.4	79	46
52	17	40	209	41.8	89	11
84	41	42	234	46.8	84	22
17	36	68	259	51.8	90	17
44	18	15	125	25	44	15
83	42	48	238	47.6	83	24
90	56	48	300	60	90	24
90	59	81	275	55	90	15
63	93	65	373	74.6	93	63
77	86	36	347	69.4	90	36
14	82	55	290	58	82	14
91	41	15	212	42.4	91	15
58	57	36	345	69	98	36
48	74	13	277	55.4	94	13
20	78	71	298	59.6	86	20
25	26	61	256	51.2	97	25

CHAPTER NAME : MS EXCEL –

Roll No	Student Name	Hindi	English	Math	Physics	Chemistry	Total	Average		TOTAL NO. OF STUDENT
1	RAM	74	50	65	53	13	255	51		20
2	ASHOK	32	14	63	52	34	195	39		
3	MANOJ	63	76	66	73	12	290	58		
4	RAJESH	59	55	70	20	58	262	52.4		
5	RANJANA	59	79	49	46	54	287	57.4		
6	POOJA	89	11	52	17	40	209	41.8		
7	MAHESH	45	22	84	41	42	234	46.8		
8	ASHUTOSH	90	48	17	36	68	259	51.8		
9	ANIL	26	22	44	18	15	125	25		
10	PREM	24	41	83	42	48	238	47.6		
11	SREYA	24	82	90	56	48	300	60		
12	PRIYA	15	30	90	59	81	275	55		
13	SIMRAN	70	82	63	93	65	373	74.6		
14	SURAJ	90	58	77	86	36	347	69.4		
15	PRIYANKA	68	71	14	82	55	290	58		
16	LILI	32	33	91	41	15	212	42.4		
17	LIMA	96	98	58	57	36	345	69		
18	SARUKH	48	94	48	74	13	277	55.4		
19	KRISHNA	43	86	20	78	71	298	59.6		
20	BEAUTY	47	97	25	26	61	256	51.2		

CHAPTER NAME : MS EXCEL –

SL	NAME	1	2	3	4	5	6	7	8	9	10	11	12	13	14	15	16	17	18	19	20	21	22	23	24	25	26	27	28	29	30	TOTAL PRESENT	TOTAL ABSENCE
1	ASHOK	P	P	P		P	P		P	P	P	P		P	P	P		P	P	P	P		P	P		P		P	P	P	23	7	
2	MANOJ	P	P	P	P	P	P	P		P	P	P	P		P	P	P		P	P	P	P		P	P		P		P	P	P	25	5
3	RAJESH	P	P	P			P		P	P	P	P	P		P	P	P		P	P	P	P		P	P		P		P	P	P	23	7
4	RANJANA	P	P	P			P		P	P	P	P	P		P	P	P		P	P	P	P		P	P		P		P	P	P	23	7
5	POOJA	P	P	P		P	P		P			P	P		P	P	P		P	P	P	P		P	P		P		P	P	P	23	7
6	MAHESH	P	P	P		P	P		P	P		P			P	P	P		P	P		P		P	P		P		P	P	P	23	7
7	ASHUTOSH	P	P	P		P	P		P	P		P	P		P	P	P			P	P	P		P	P		P		P	P	P	23	7
8	ANIL	P	P	P		P	P		P	P		P	P		P	P	P		P	P	P	P		P	P		P		P	P	P	24	6
9	PREM	P	P	P		P	P		P	P	P	P			P	P	P		P	P	P	P		P	P		P		P	P	P	23	7
10	SREYA	P	P	P		P	P		P		P	P	P		P	P	P		P	P	P	P		P	P		P		P	P	P	23	7

CHAPTER NAME : MS EXCEL –

SL	NAME	ROLL	BEN	ENG	MATH	GEO	LSC	PHSC	TOTAL
1	SIVAM DAS	1203	22	11	10	11	12	12	78
2	RIYA	1210	87	52	22	22	22	55	260
3	SHYAM	1205	56	88	25	66	107	148	490
4	SURESH RAINA	1202	87	65	45	87	67	89	440
5	KABIYA	1209	56	64	62	12	45	88	327
6	RAM	1204	27	80	65	85	76	80	413
7	ROHIT SHARMA	1200	77	66	78	99	88	78	486
8	SREYA	1211	88	22	82	52	22	45	311
9	MAYA	1208	23	33	85	55	55	66	317
10	DINI	1206	66	66	85	35	88	98	438
11	SUJIT	1207	33	56	95	66	55	88	393
12	VIRAT KOHLI	1201	89	78	99	77	65	45	453

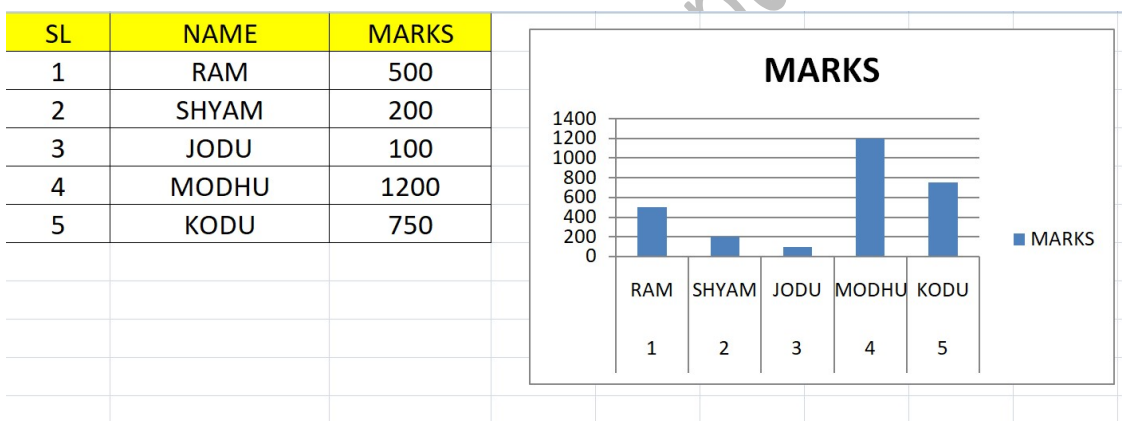
CHAPTER NAME : MS EXCEL –

SL	NAME	ROLL	BEN	ENG	MATH	GEO	LSC	PHSC	TOTAL	AVERAGE	RESULT	GRADE
1	ROHIT SHARMA	1200	77	66	78	99	88	78	486	81.00	PASS	A+
2	VIRAT KOHLI	1201	89	78	99	77	65	45	453	75.50	PASS	A
3	SURESH RAINA	1202	87	65	45	87	67	89	440	73.33	PASS	A
4	SIVAM DAS	1203	22	11	10	11	12	12	78	13.00	FAIL	D

CHAPTER NAME : MS EXCEL –

CONDITION	500< CHEAP	500-1000 GOOD	1000> EXP
SL	NAME	PRICE	REMARKS
1	TOOTHPAST	250	CHEAP
2	SALT	750	GOOD
3	PEPSI	999	GOOD
4	RICE	1200	EXP

NAME	MD IMRAN ALI SARKAR
COURSE	DIPLOMA
GREETING MESSAGE	
<p>HI MD IMRAN ALI SARKAR YOU ARE MOST WELCOME AT OUR ITAHAR CITY YOUTH COMPUTER CENTRE & THANK YOU FOR TAKING ADMISSION AT DIPLOMA COURSE !</p>	



EMPLOYEE ID	FIRST NAME	LAST NAME	EMPLOYEE ID	FULL NAME
1002	SHIMA	DAS	1002	SHIMA DAS
1003	ROHIT	DAS	1003	ROHIT DAS
1004	SURESH	DAS	1004	SURESH DAS
1005	AKBAR	ALI	1005	AKBAR ALI
1006	RAHIM	SK	1006	RAHIM SK
1007	PUJA	DAS	1007	PUJA DAS

CHAPTER NAME : MS EXCEL –

EMPLOYEE ID	FIRST NAME	MIDDLE NAME	LAST NAME	VILLAGE	POST	PS	DIST	STATE	PIN CODE	EMPLOYEE ID	FULL NAME	ADDRESS
1002	SHIMA	RANI	DAS	PORSHA	ITAHAR	ITAHAR	UTTAR DINAJPUR	WB	733128	1002	SHIMA RANI DAS	PORSHA, ITAHAR, ITAHAR, UTTAR DINAJPUR, UTTAR DINAJPUR, WB, 733128
1003	ROHIT	CHANDRA	DAS	ITAHAR	ITAHAR	ITAHAR	UTTAR DINAJPUR	WB	733128	1003	ROHIT CHANDRA DAS	ITAHAR, ITAHAR, ITAHAR, UTTAR DINAJPUR, UTTAR DINAJPUR, WB, 733128
1004	SURESH	KUMAR	DAS	CHURAMAN	ITAHAR	ITAHAR	UTTAR DINAJPUR	WB	733128	1004	SURESH KUMAR DAS	CHURAMAN, ITAHAR, ITAHAR, UTTAR DINAJPUR, UTTAR DINAJPUR, WB, 733128
1005	AKBAR	ALI	SARKAR	KALIYACHAK	MALDA	MALDA	MALDA	WB	733443	1005	AKBAR ALI SARKAR	KALIYACHAK, MALDA, MALDA, MALDA, MALDA, WB, 733443
1006	RAHIM	ALI	SARKAR	CHANCHAL	CHANCHAL	MALDA	MALDA	WB	733221	1006	RAHIM ALI SARKAR	CHANCHAL, CHANCHAL, MALDA, MALDA, MALDA, WB, 733221
1007	PUJA	KR	DAS	MANAINAGAR	ITAHAR	ITAHAR	UTTAR DINAJPUR	WB	777667	1007	PUJA KR DAS	MANAINAGAR, ITAHAR, ITAHAR, UTTAR DINAJPUR, UTTAR DINAJPUR, WB, 777667

CHAPTER NAME : MS EXCEL –

SL	NAME	GENDER	COUNTRY	STATE
1	SIMA	FEMALE	INDIA	WEST BENGAL
2		MALE		
3		FEMALE		
4				
5				
6				
7				
8				
9				
10				
11				
12				
13				
14				
15				
16				
17				
18				

CHAPTER NAME : MS EXCEL –

EMPLOYEE ID	FULL NAME	GENDER	EMPLOYEE ID	FULL NAME IN SMALL LETTER	FULL NAME IN SENTENCE CASE	FULL NAME IN CAPITAL LETTER
1002	SHIMA RANI DAS	FEMALE	1002	shima rani das	Shima Rani Das	SHIMA RANI DAS
1003	ROHIT CHANDRA DAS	MALE	1003	rohit chandra das	Rohit Chandra Das	ROHIT CHANDRA DAS
1004	SURESH KUMAR DAS	MALE	1004	suresh kumar das	Suresh Kumar Das	SURESH KUMAR DAS
1005	AKBAR ALI SARKAR	MALE	1005	akbar ali sarkar	Akbar Ali Sarkar	AKBAR ALI SARKAR
1006	RAHIM ALI SARKAR	MALE	1006	rahim ali sarkar	Rahim Ali Sarkar	RAHIM ALI SARKAR
1007	PUJA KR DAS	FEMALE	1007	puja kr das	Puja Kr Das	PUJA KR DAS
1008	RITI SARKAR	FEMALE	1008	riti sarkar	Riti Sarkar	RITI SARKAR
1009	PRIYANKA DAS	FEMALE	1009	priyanka das	Priyanka Das	PRIYANKA DAS
1010	ASAD KHAN	MALE	1010	asad khan	Asad Khan	ASAD KHAN
1011	DIP TARAFDAR	MALE	1011	dip tarafdar	Dip Tarafdar	DIP TARAFDAR
1012	SUMIT TARAFDER	MALE	1012	sumit tarafder	Sumit Tarafder	SUMIT TARAFDER
1013	AJOY TARAFDER	MALE	1013	ajoy tarafder	Ajoy Tarafder	AJOY TARAFDER
1014	GOPAL DAS	MALE	1014	gopal das	Gopal Das	GOPAL DAS
1015	RUHI DAS	FEMALE	1015	ruhi das	Ruhi Das	RUHI DAS
1016	SIMA PARVIN	FEMALE	1016	sima parvin	Sima Parvin	SIMA PARVIN
1017	YEASMIN SARKAR	FEMALE	1017	yeasmin sarkar	Yeasmin Sarkar	YEASMIN SARKAR
1018	RADHIKA LABONI	FEMALE	1018	radhika laboni	Radhika Laboni	RADHIKA LABONI

CHAPTER NAME : MS EXCEL –

1	2	3	A	B	C	D
	1		SL	EMPLOYEE NAME	GENDER	PS
+	5		TOTAL EMPLOYE FROM ITA HAR PS			3
+	10		TOTAL EMPLOYE FROM HARIRAMPUR PS			4
+	14		TOTAL EMPLOYE FROM BALURGHAT PS			3
+	20		TOTAL EMPLOYE FROM RAIGANJ PS			5
+	25		TOTAL EMPLOYE FROM MALDA PS			4

CHAPTER NAME : MS EXCEL –

	1	SL	EMPLOYEE NAME	GENDER	PS
	2	1	SIMA	F	ITA HAR
	3	2	RANI	F	ITA HAR
	4	3	RUHUL	M	ITA HAR
-	5	TOTAL EMPLOYE FROM ITA HAR PS			3
+	10	TOTAL EMPLOYE FROM HARIRAMPUR PS			4
+	14	TOTAL EMPLOYE FROM BALURGHAT PS			3
+	20	TOTAL EMPLOYE FROM RAIGANJ PS			5

CHAPTER NAME : MS EXCEL –

SL	NAME
1	RAM
2	RAM
3	SHAM
4	JIT
5	JIT
6	RUHI
7	JUHI
8	KOMOL
9	KOMOLA
10	JANNAT
11	NESHA
12	SIMA
13	FARUK
14	PRIYA
15	RIYA
16	GANESH
17	SURESH
18	RAHIM
19	AKBAR
20	RAHUL

CHAPTER NAME : MS EXCEL –

	EMPLOYEE ID	FULL NAME	GENDER	MOBILE NO	ADHAAR NO.
1					
2	1002	SHIMA RANI DAS	FEMALE	990099889	222233121313
3	1003	ROHIT CHANDRA DAS	MALE	8989897877	214343324434
4	1004	SURESH KUMAR DAS	MALE	7897897877	206453527555
5	1005	AKBAR ALI SARKAR	MALE	9089876678	198563730676
6	1006	RAHIM ALI SARKAR	MALE	9879696999	190673933797
7	1007	PUJA KR DAS	FEMALE	9767869898	18278436918
8	1008	RITI SARKAR	FEMALE	9656042797	174894340039
9	1009	PRIYANKA DAS	FEMALE	9544215696	167004543160
10	1010	ASAD KHAN	MALE	9432388595	159114746281
11	1011	DIP TARAFDAR	MALE	9320561494	151224949402
12	1012	SUMIT TARAFDER	MALE	9208734393	143335152523
13	1013	AJOY TARAFDER	MALE	9096907292	135445355644
14	1014	GOPAL DAS	MALE	8985080191	127555558765
15	1015	RUHI DAS	FEMALE	8873253090	119665761886
16	1016	SIMA PARVIN	FEMALE	8761425989	111775965007
17	1017	YEASMIN SARKAR	FEMALE	8649598888	103886168128
18	1018	RADHIKA LABONI	FEMALE	8537771787	95996371249

CHAPTER NAME : MS EXCEL –

CHK M .NO	CHK ADHAR	EMPLOYEE ID	FULL NAME	M/F	LAST 4 DIGIT MOBILE NO	FIRST 4 DIGIT DHAAR NO
9	12	1002	SHIMA RANI DAS	F	9889	2222
10	12	1003	ROHIT CHANDRA DAS	M	7877	2143
10	12	1004	SURESH KUMAR DAS	M	7877	2064
10	12	1005	AKBAR ALI SARKAR	M	6678	1985
10	12	1006	RAHIM ALI SARKAR	M	6999	1906
10	11	1007	PUJA KR DAS	F	9898	1827
10	12	1008	RITI SARKAR	F	2797	1748
10	12	1009	PRIYANKA DAS	F	5696	1670
10	12	1010	ASAD KHAN	M	8595	1591
10	12	1011	DIP TARAFDAR	M	1494	1512
10	12	1012	SUMIT TARAFDER	M	4393	1433
10	12	1013	AJOY TARAFDER	M	7292	1354
10	12	1014	GOPAL DAS	M	0191	1275
10	12	1015	RUHI DAS	F	3090	1196
10	12	1016	SIMA PARVIN	F	5989	1117
10	12	1017	YEASMIN SARKAR	F	8888	1038
10	11	1018	RADHIKA LABONI	F	1787	9599

CHAPTER NAME : MS EXCEL –

Roll No	Student Name	Hindi	English	Math	Physics	Chemistry	Total	Average
1	RAM	74	50	65	53	13	255	51
2	ASHOK	32	14	63	52	34	195	39
3	MANOJ	63	76	66	73	12	290	58
4	RAJESH	59	55	70	20	58	262	52.4
5	RANJANA	59	79	49	46	54	287	57.4
6	POOJA	89	11	52	17	40	209	41.8
7	MAHESH	45	22	84	41	42	234	46.8
8	ASHUTOSH	90	48	17	36	68	259	51.8
9	ANIL	26	22	44	18	15	125	25
10	PREM	24	41	83	42	48	238	47.6
11	SREYA	24	82	90	56	48	300	60
12	PRIYA	15	30	90	59	81	275	55
13	SIMRAN	70	82	63	93	65	373	74.6
14	SURAJ	90	58	77	86	36	347	69.4
15	PRIYANKA	68	71	14	82	55	290	58
16	LILI	32	33	91	41	15	212	42.4
17	LIMA	96	98	58	57	36	345	69
18	SARUKH	48	94	48	74	13	277	55.4
19	KRISHNA	43	86	20	78	71	298	59.6
20	BEAUTY	47	97	25	26	61	256	51.2

A	B	C	D	E	F	G	H	I
Roll No	Student Name	Hindi	English	Math	Physics	Chemistr	Total	Average

ABC PUBLIC SCHOOL								
STUEDENT NAME	ROLL NO	BENG	ENG	MATH	COMP	TOTAL	PERCENTAGE	RESULT
AKBAR ALI	11101	90	77	77	99	343	85.75	PASS
MOBARAK	11102	66	88	99	88	341	85.25	PASS
RAM	11103	77	66	88	78	309	77.25	PASS
RAHIM	11104	88	77	99	67	331	82.75	PASS
SHYAM	11105	66	88	78	89	321	80.25	PASS
SREYA	11106	10	10	10	9	39	9.75	FAIL
PRIYA	11107	88	99	78	78	343	85.75	PASS
SRITI	11108	99	67	66	66	298	74.5	PASS
LABONI	11109	77	90	78	87	332	83	PASS
PATRALEKHA	11110	66	77	67	88	298	74.5	PASS

ABC PUBLIC SCHOOL								
STUEDENT NAME	ROLL NO	BENG	ENG	MATH	COMP	TOTAL	PERCENTAGE	RESULT
SRITI	11108	99	67	66	66	298	74.5	PASS

DATE	1/30/2025
TIME	1/30/2025 2:53

EMPLOYEE ID	EMPLOYEE NAME	DOB	DAY OF BIRTHDAY
1002	SHIMA DAS	9/22/2024	Sunday
1003	ROHIT DAS	8/11/1998	Tuesday
1004	SURESH DAS	8/12/2000	Saturday
1005	AKBAR ALI	5/12/1997	Monday
1006	RAHIM SK	5/11/2006	Thursday
1007	PUJA DAS	3/30/2005	Wednesday

CHAPTER NAME : MS EXCEL –

DATA		
NAME	Imran	
Date of Birth	10/19/1998	
Today Date	1/30/2025	
RESULT		
Hi Imran You are Born in Monday & Your Age is Bellow		
YEAR	26	
MONTH	3	
DAY	11	
You Are	26 Years 3 Months 11 Days Old	
Your Next Birth Day in	19/10/2025	
Your Birth Day Coming in	After 262 Days at (Sunday)	

CHAPTER NAME : MS EXCEL –

EMPLOYEE ID	FULL NAME	DOB	COUNTING DATE		EMPLOYEE ID	FULL NAME	DOB	AGE
1002	SHIMA RANI DAS	9/22/2002	1/30/2025		1002	SHIMA RANI DAS	9/22/2002	22 Years 4 Months 8 Days
1003	ROHIT CHANDRA DAS	8/11/1998	1/30/2025		1003	ROHIT CHANDRA DAS	8/11/1998	26 Years 5 Months 19 Days
1004	SURESH KUMAR DAS	8/12/2000	1/30/2025		1004	SURESH KUMAR DAS	8/12/2000	24 Years 5 Months 18 Days
1005	AKBAR ALI SARKAR	5/12/1997	1/30/2025		1005	AKBAR ALI SARKAR	5/12/1997	27 Years 8 Months 18 Days
1006	RAHIM ALI SARKAR	5/11/2006	1/30/2025		1006	RAHIM ALI SARKAR	5/11/2006	18 Years 8 Months 19 Days
1007	PUJA KR DAS	3/30/2005	1/30/2025		1007	PUJA KR DAS	3/30/2005	19 Years 10 Months 0 Days
1008	RITI SARKAR	2/11/2000	1/30/2025		1008	RITI SARKAR	2/11/2000	24 Years 11 Months 19 Days
1009	PRIYANKA DAS	8/11/1998	1/30/2025		1009	PRIYANKA DAS	8/11/1998	26 Years 5 Months 19 Days
1010	ASAD KHAN	8/12/2000	1/30/2025		1010	ASAD KHAN	8/12/2000	24 Years 5 Months 18 Days
1011	DIP TARAFDAR	8/11/1998	1/30/2025		1011	DIP TARAFDAR	8/11/1998	26 Years 5 Months 19 Days
1012	SUMIT TARAFDER	8/12/2000	1/30/2025		1012	SUMIT TARAFDER	8/12/2000	24 Years 5 Months 18 Days
1013	AJOY TARAFDER	5/12/1997	1/30/2025		1013	AJOY TARAFDER	5/12/1997	27 Years 8 Months 18 Days
1014	GOPAL DAS	5/11/2006	1/30/2025		1014	GOPAL DAS	5/11/2006	18 Years 8 Months 19 Days

CHAPTER NAME : MS EXCEL –

SL	NAME	ITEM OF FINANCE	FINANCE BY BANK	ITEM PRICE	PAID AMOUNT	LOAN AMOUNT	INTEREST RATE	LOAN PERIOD(YEAR)	EMI
01	SHIMA RANI DAS	MOBILE	SBI	22000	2000	20000	8%	2	₹ 904.55
02	ROHIT CHANDRA DAS	BIKE	SBI	120000	50000	70000	6%	3	₹ 2,129.54
03	SURESH KUMAR DAS	CAR	HDFC	450000	100000	350000	12%	2	₹ 16,475.72
04	AKBAR ALI SARKAR	JSB	SBI	2210000	500000	1710000	11%	5	₹ 37,179.54
05	RAHIM ALI SARKAR	LAPTOP	HDFC	32000	1000	31000	10%	2	₹ 1,430.49
06	PUJA KR DAS	COMPUTER	ICICI	50000	20000	30000	6%	3	₹ 912.66
07	RITI SARKAR	MACKBOOK LAPTOP	ICICI	124000	22000	102000	8%	3	₹ 3,172.83
08	PRIYANKA DAS	IPHONE	SBI	185000	25000	160000	8%	2	₹ 7,207.21
09	ASAD KHAN	BIKE	SBI	98000	23000	75000	9%	2	₹ 3,426.36
10	DIP TARAFDAR	CAR	SBI	560000	390000	170000	11%	3	₹ 5,565.58

CHAPTER NAME : MS EXCEL –

RECURING DEPOSIT IN SBI BANK					
SL	NAME	MONHTLY DEPOSIT	INTEREST(%)	PERIOD (MONTH)	MATURITY VALUE
01	SHIMA RANI DAS	1000	8%	24	₹ 26,106.08
02	ROHIT CHANDRA DAS	500	8%	36	₹ 20,402.90
03	SURESH KUMAR DAS	1500	9%	60	₹ 113,984.73
04	AKBAR ALI SARKAR	1200	8%	48	₹ 67,636.74
05	RAHIM ALI SARKAR	100	8%	12	₹ 1,253.29
06	PUJA KR DAS	1200	9%	24	₹ 31,661.86
07	RITI SARKAR	1900	7%	12	₹ 23,683.26
08	PRIYANKA DAS	1250	6%	24	₹ 31,948.89
09	ASAD KHAN	3400	9%	35	₹ 136,519.23
10	DIP TARAFDAR	1180	8%	24	₹ 30,805.17

CHAPTER NAME : MS EXCEL –

SL	ITAM	PRICE	BUDGET
1	NECKBAND	1999	2000
2	HOME THEATER	4500	4000
3	PHONE	12000	13000
4	LAPTOP	10000	20000

CHAPTER NAME : MS EXCEL –

1	SL	ITAM	PRICE	BUDGET	MSG
2	1	NECKBAND	2300	2000	BAJETER BAIRE CHOLE GECHE CHERE DAO
3	2	HOME THEATER	3222	4000	BAJET ER MODHE ACHE KINTE PARO
4	3	PHONE	5999	13000	BAJET ER MODHE ACHE KINTE PARO
5	4	LAPTOP	10000	20000	BAJET ER MODHE ACHE KINTE PARO
6	5				
7	6				

CHAPTER NAME : MS EXCEL –

ONLINE IMPORTANTS LINKS		
SL	NET BANKING OF OUR BANKS	LINK
01	STATE BANK OF INDIA	Click here to Open
02	HDFC BANK LD	Click here to Open
03	AXIS BANK LTD	Click here to Open
04	IDBI BANK LTD	Click here to Open
05	BANDHAN BANK LTD	Click here to Open
06	IDFC BANK LTD	Click here to Open
07	PUNJAB NATIONAL BANK	Click here to Open
08	UCO BANK	Click here to Open
09	INDIAN BANK	Click here to Open
10	ICICI BANK LTD	Click here to Open

CHAPTER NAME : MS EXCEL –

NAME	BEN	ENG	MATH	SCIENCE	TOTAL	NO. OF STUDENT MARKS 200 +	NO. OF STUDENT MARKS 100 +	NO. OF STUDENT MARKS 100 -
SURESH HALDAR	82	53	50	48	233	5	7	1
MUKESH ROY	81	58	84	69	292			
AKBAR ALI	54	57	45	73	229			
RAHIM SEK	42	55	57	74	228			
SIBEN MAHANTA	22	22	54	49	147			
SAMOLI DAS	66	22	33	70	191			
SUJATA DEBI	53	69	46	50	218			
MITALI ROY	11	2	22	56	91			

CHAPTER NAME : MS EXCEL –

SALE STATUS OF PRODUCTS						
SL	DATE	ITEM	STATE	QUANTITY	RATE	AMOUNT
1	1/1/2024	MOUSE	WB	20	200	4000
2	1/2/2024	KEYBOARD	BH	11	300	3300
3	1/3/2024	MONITOR	UP	21	3000	63000
4	1/4/2024	MOUSE	WB	11	200	2200
5	1/5/2024	KEYBOARD	BH	12	300	3600
6	1/6/2024	MONITOR	UP	32	3000	96000
7	2/22/2024	MOUSE	WB	12	200	2400
8	1/8/2024	KEYBOARD	BH	11	300	3300
9	1/9/2024	MONITOR	UP	21	3000	63000
10	1/10/2024	MOUSE	WB	20	200	4000
		TOTAL QNT		171	TOTAL AMOUNT 244800	

CHAPTER NAME : MS EXCEL –

[illegible]

CHAPTER NAME : MS EXCEL –

[illegible]

CHAPTER NAME : MS EXCEL –

[illegible]

CHAPTER NAME : MS EXCEL –

CONTACT NO	1ST JAN	2ND JAN	3rd JAN	4th JAN	5th JAN	6th JAN	7th JAN	DUE LIMIT	TOTAL DUE	REMARKS
9832456453	1200	2300	1100	1200	18000	1030		25000	24830	ALL OK
7798776676	1200	2300	1100	1200	56565	1030		25000	63395	DUE LIMIT CROSS ! DO NOT GIVE HIM / HER TO MORE DUE. PLZ CALL HIM TO 7798776676 TO COLLECT THE PAYMENT
87996768797	1200	2300	1100	34634	46343	1030		25000	86607	DUE LIMIT CROSS ! DO NOT GIVE HIM / HER TO MORE DUE. PLZ CALL HIM TO 87996768797 TO COLLECT THE PAYMENT
9879697697	1200	2300	1100	46636	1150	1030		25000	53416	DUE LIMIT CROSS ! DO NOT GIVE HIM / HER TO MORE DUE. PLZ CALL HIM TO 9879697697 TO COLLECT THE PAYMENT
79796779679	1200	2300	1100	46334	1150	1030		25000	53114	DUE LIMIT CROSS ! DO NOT GIVE HIM / HER TO MORE DUE. PLZ CALL HIM TO 79796779679 TO COLLECT THE PAYMENT
77989697679	1200	2300	1100	34636	1150	1030		25000	41416	DUE LIMIT CROSS ! DO NOT GIVE HIM / HER TO MORE DUE. PLZ CALL HIM TO 77989697679 TO COLLECT THE PAYMENT
97979696977	1200	2300	1100	2355	1150	1030		25000	9135	ALL OK
97996679567	1200	2300	1100	646	1150	1030		25000	7426	ALL OK
9908889988	1200	2300	1100	626	1150	1030		25000	7406	ALL OK
9089089080	1200	2300	1100	66	1150	1030		25000	6846	ALL OK

CHAPTER NAME : MS PPT –



WELCOME
TO



Itahar city
youth computer centre

WRITE A PARAGRAPH ABOUT COMPUTER

Write a Paragraph about Computer

Computers are versatile electronic devices that process data and perform a wide range of tasks, from simple calculations to complex simulations. At their core, computers consist of hardware, such as the central processing unit (CPU), memory, and storage, and software, which includes operating systems and applications that dictate how the hardware operates. They have revolutionized various fields, including business, education, healthcare, and entertainment, enabling tasks to be completed more efficiently and accurately. With the advent of the internet, computers have also become essential tools for communication, allowing people to connect globally, access vast amounts of information, and collaborate in real-time. As technology continues to advance, computers are evolving, becoming more powerful, portable, and integrated into everyday life, making them indispensable in the modern world.

Welcome to Itahar City Youth Computer Centre

DOAP

DITA

TALLY

PHOTOSHOP

VIDEO EDITING

MS OFFICE

BASIC

DIGITAL MARKETING

WEB DESIGN

ADVANCE EXCEL

SL NO	STATE NAME	CAPITAL NAME	FROM DATE
01	WEST BENGAL	KOLKATA	1900
02	MAHARASHTRA	MUMBAI	1900
03	BIHAR	PATNA	1900



INPUT DEVICES	OUTPUT DEVICES	PROCESSING DEVICE
MOUSE	MONITOR	CPU
KEYBOARD	SPEAKER	
MICROPHONE	PRINTER	

QUIZ COMPETITION PROJECT

SHORT BIOGRAPHY

SHAIRY & POETRY

MUSIC ALBUM

Table1								
FULL NAME	FATHER NAM	ADDRESS	CONTACT NC	DATE OF BIR	ADMISSION F			
RAHIM	ABDUL	ITAHAR	9988998899	10/10/1998	₹ 1,000.00	0(1)	0(1)	
*			0			0(0)	0(0)	

Registration Form

FULL NAME: RAHIM

FATHER NAME: ABDUL

ADDRESS: ITAHAR

CONTACT NO: 9988998899

DATE OF BIRTH: 10/10/1998

ADMISSION FEES: ₹ 1,000.00

PHOTO:



ADHAAR CARD:



Itahar Clinic



Form1

Thursday, January 30, 2025

3:23:34 AM

FULL NAME	FATHER NAME	ADDRESS	CONTACT NO	DATE OF BIRTH	ADMISSION FEES	PHOTO
RAHIM	ABDUL	ITAHAR	9988998899	10/10/1998	₹ 1,000.00	
GOPAL DAS	AKAS DAS	SULIYA PARA	99889987777	9/19/2000	₹ 980.00	

₹ 1,980.00

Itahar City Youth Computer Centre